

Lowndes County by the Numbers

How Do We Compare with Peer and Aspirant Communities?

2017 Report

Cynthia Royal Tori, Ph.D.

Atila Cseh, Ph.D.

VALDOSTA - LOWNDES COUNTY
CHAMBER OF COMMERCE

Leading Businesses.
Leading Communities.™



VALDOSTA STATE UNIVERSITY
CENTER *for* BUSINESS
& ECONOMIC RESEARCH

Purpose of the report

- Use benchmarks to assess economic performance against peer and aspirant communities
- Provide an objective foundation for developing strategic planning and growth strategies

Peer and Aspirant Communities



Identify Benchmarks

People Indicators

- Educational Attainment
- Population Growth
- Poverty Rate
- Old Age Dependency

Job Indicators

- Private Jobs
- Knowledge Jobs
- Unemployment rate
- Median Income
- Average Weekly Wage

Desired Outcomes

- Economic Growth
- Economic Prosperity

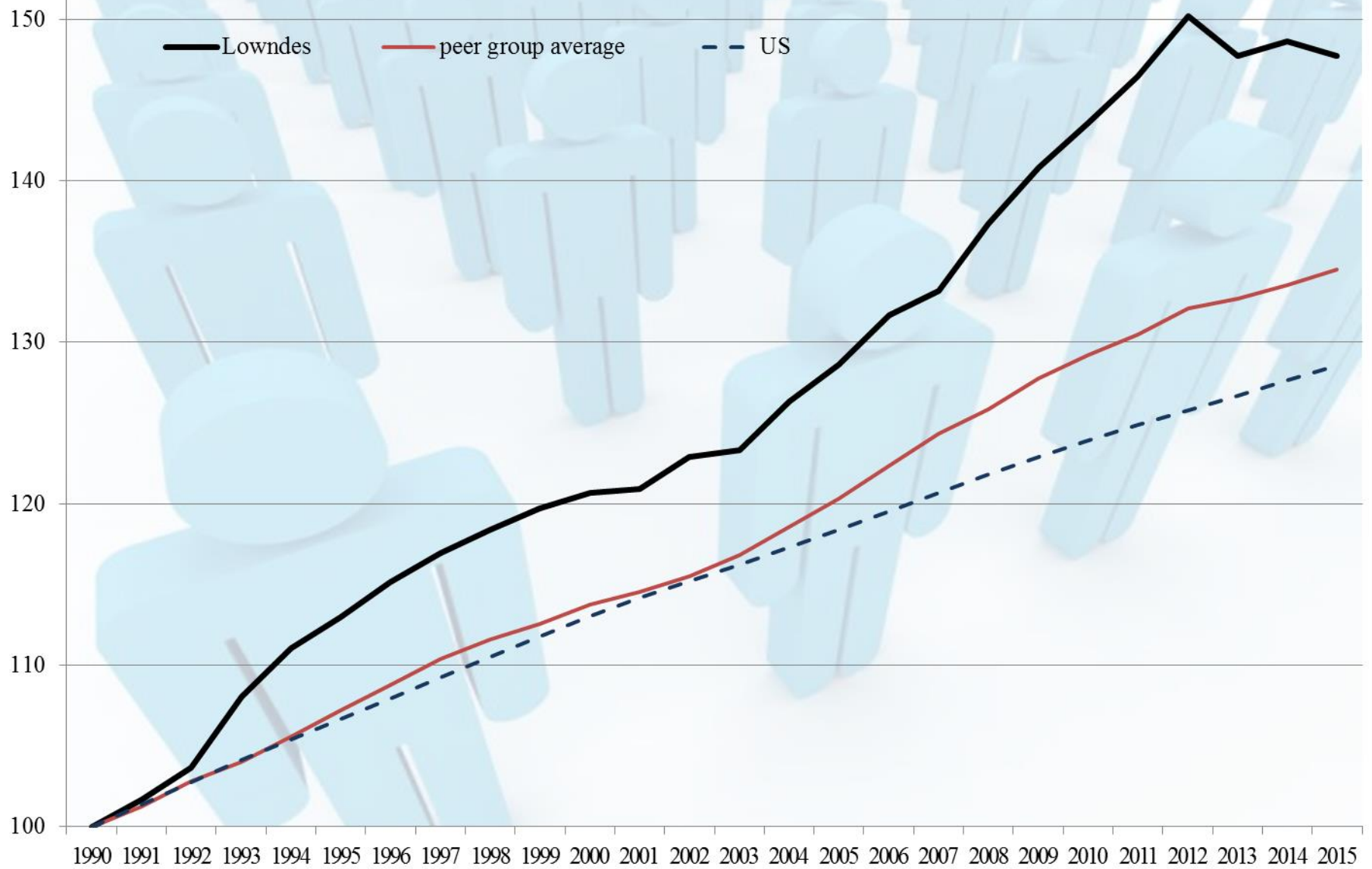
People Indicators

People Indicators

- Educational Attainment
- Population Growth
- Poverty Rate
- Old Age Dependency













- reflect the demographic foundations of the communities
- measure how well-prepared the people in the community are for work.

Population growth (1990=100)



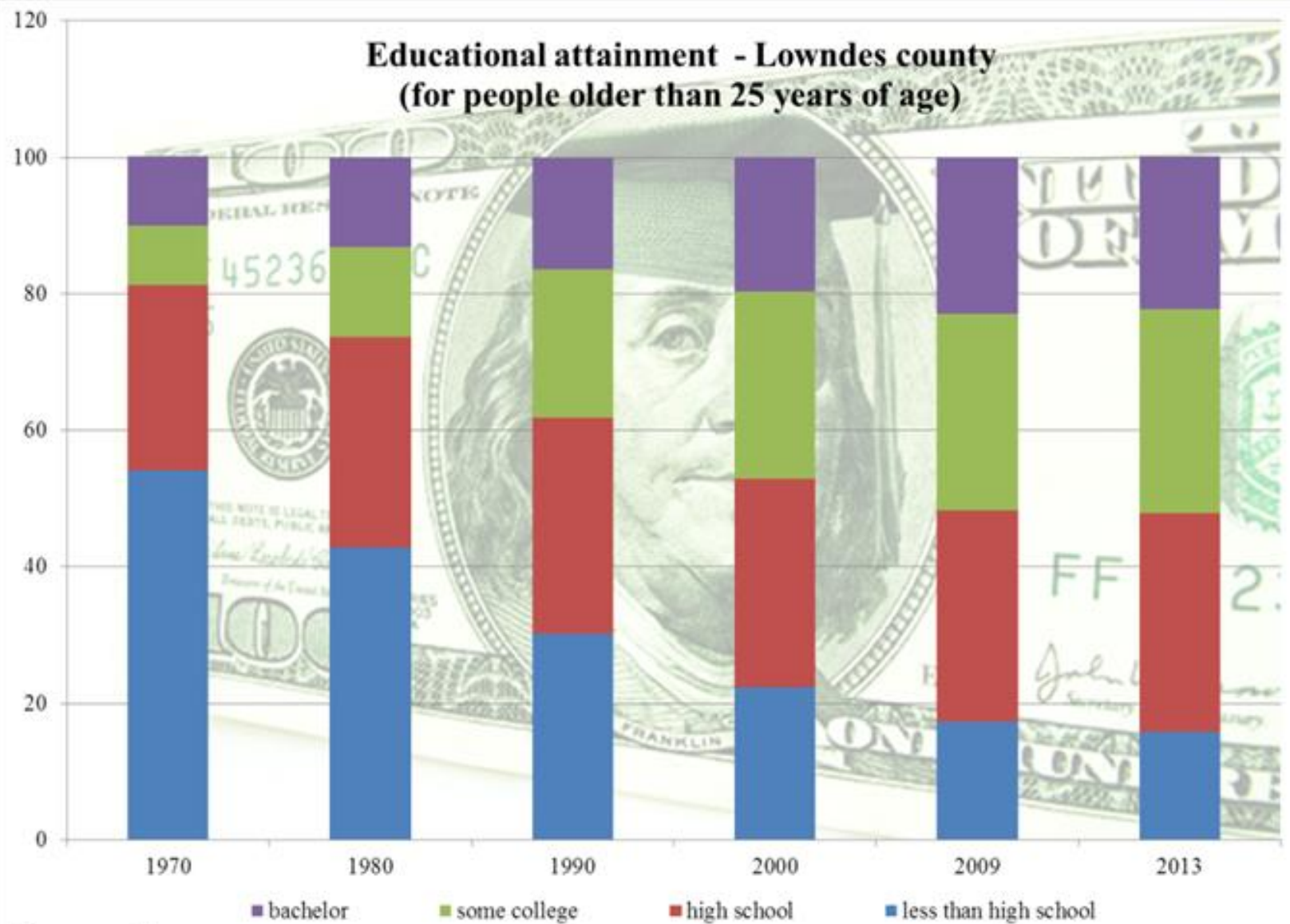
Source: www.census.gov

Lowndes Rank
2011 report 5th
2017 report 6th

			Population growth (2010-2015)	
Rank	County	State		
1	Montgomery	TN		11.7%
2	Lee	AL		11.5%
3	Warren	KY		7.6%
4	Houston	GA		6.6%
5	Clarke	GA		5.5%
6	Lowndes	GA		2.9%
7	Houston	AL		2.3%
8	Ouachita	LA		1.8%
9	Florence	SC		1.3%
10	Forrest	MS		1.3%
11	Wayne	NC		1.0%
12	Rapides	LA		0.3%
13	Floyd	GA		0.1%
14	Morgan	AL		0.0%
15	Nash	NC		-2.0%
Source: www.census.gov				

Average 3.86%

Educational attainment - Lowndes county (for people older than 25 years of age)



Lowndes Rank
2011 report 8th
2017 report 7th

Rank	County	State	High school diploma or higher (2011-2015)
1	Montgomery	TN	90.9%
2	Houston	GA	88.8%
3	Lee	AL	86.7%
4	Warren	KY	86.6%
5	Clarke	GA	85.1%
6	Ouachita	LA	84.7%
7	Lowndes	GA	84.0%
8	Houston	AL	83.9%
9	Forrest	MS	83.8%
10	Nash	NC	83.1%
11	Florence	SC	82.6%
12	Rapides	LA	82.4%
13	Wayne	NC	81.7%
14	Morgan	AL	81.4%
15	Floyd	GA	77.9%
Source: www.census.gov			

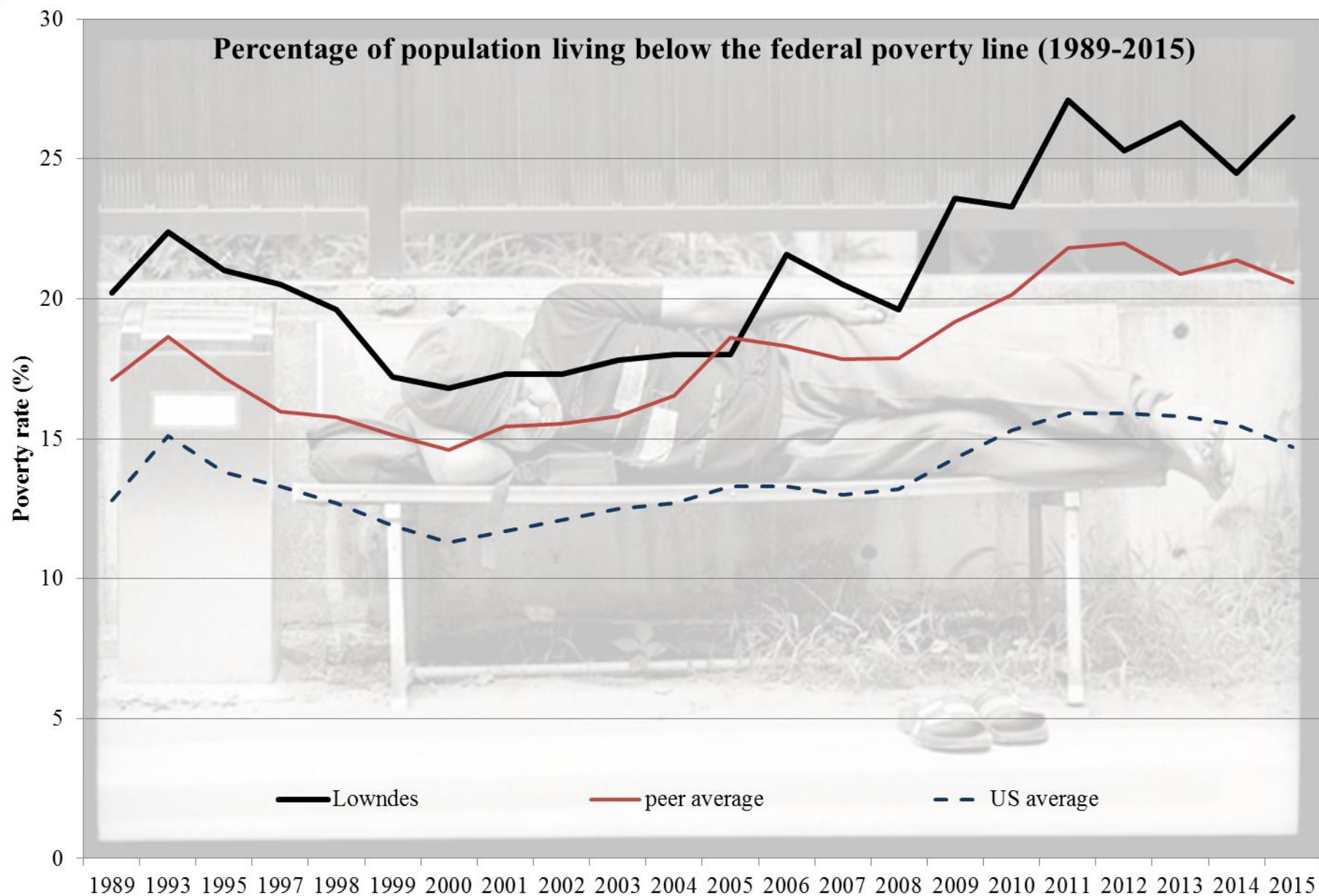
Average 84.2%

Lowndes Rank
2011 report 7th
2017 report 7th

			Bachelor degree or more (2011-2015)
Rank	County	State	
1	Clarke	GA	39.5%
2	Lee	AL	32.5%
3	Warren	KY	28.4%
4	Forrest	MS	27.0%
5	Houston	GA	24.0%
6	Montgomery	TN	23.5%
7	Lowndes	GA	23.1%
8	Ouachita	LA	22.9%
9	Florence	SC	21.3%
10	Morgan	AL	19.9%
11	Houston	AL	19.7%
12	Nash	NC	19.2%
13	Rapides	LA	18.3%
14	Floyd	GA	18.1%
15	Wayne	NC	16.4%
Source: www.census.gov			

Average 23.6%

Percentage of population living below the federal poverty line (1989-2015)



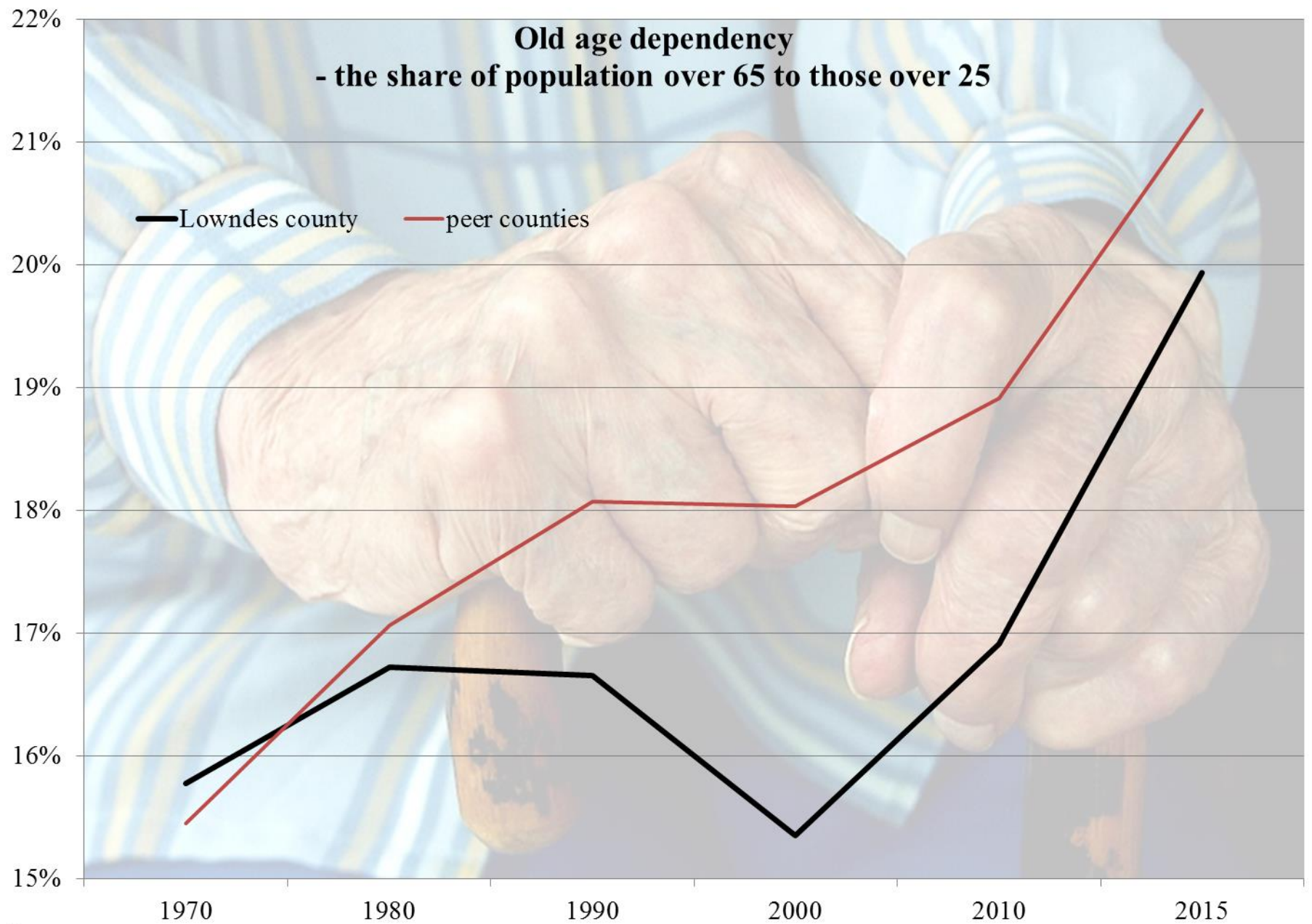
Source: <http://www.census.gov/did/www/saife/>

Lowndes Rank
 2011 report 14th
 2017 report 13th

Rank	County	State	Poverty rate (2015)
1	Montgomery	TN	<div><div></div></div> 13.4%
2	Houston	GA	<div><div></div></div> 15.2%
3	Morgan	AL	<div><div></div></div> 16.4%
4	Warren	KY	<div><div></div></div> 18.0%
5	Nash	NC	<div><div></div></div> 18.1%
6	Houston	AL	<div><div></div></div> 18.3%
7	Wayne	NC	<div><div></div></div> 18.4%
8	Floyd	GA	<div><div></div></div> 19.6%
9	Florence	SC	<div><div></div></div> 20.3%
10	Lee	AL	<div><div></div></div> 21.0%
11	Rapides	LA	<div><div></div></div> 21.6%
12	Ouachita	LA	<div><div></div></div> 23.0%
13	Lowndes	GA	<div><div></div></div> 26.5%
14	Forrest	MS	<div><div></div></div> 26.6%
15	Clarke	GA	<div><div></div></div> 38.1%
Source: www.census.gov/hhes/www/saipe			

Average 21.0%

Old age dependency - the share of population over 65 to those over 25



Source: www.census.gov

Lowndes Rank
 2011 report 3rd
 2017 report 5th

			Old age
Rank	County	State	dependency (2015)
1	Montgomery	TN	14.3%
2	Lee	AL	17.9%
3	Clarke	GA	18.1%
4	Houston	GA	18.6%
5	Lowndes	GA	19.9%
6	Warren	KY	20.1%
7	Ouachita	LA	21.3%
8	Forrest	MS	21.3%
9	Wayne	NC	22.7%
10	Rapides	LA	23.2%
11	Florence	SC	23.2%
12	Morgan	AL	23.7%
13	Houston	AL	24.0%
14	Floyd	GA	24.2%
15	Nash	NC	24.8%
Source: www.census.gov			

Average 21.2%

Lowndes Rank

Above median

6th unchanged since
2011 report

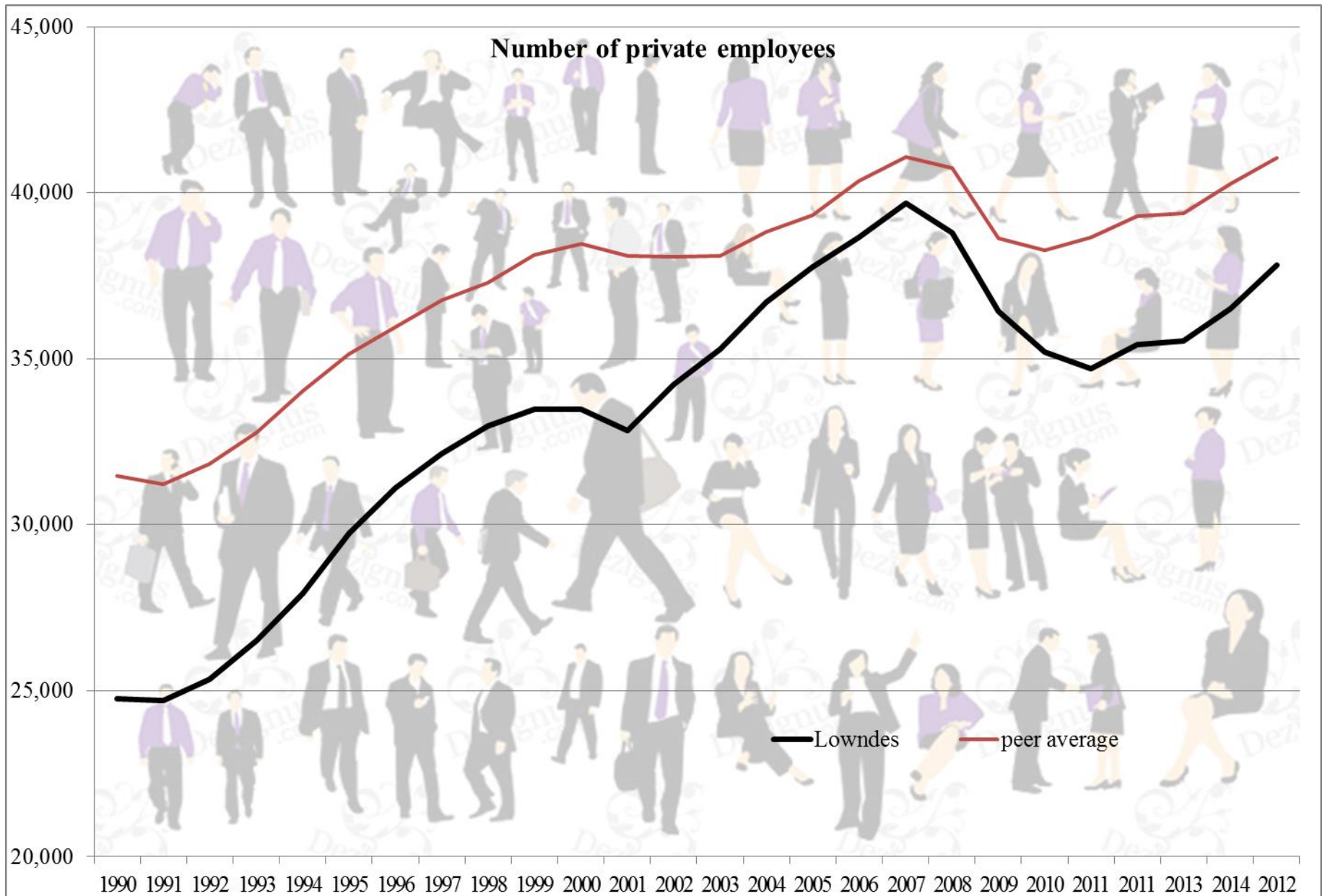
People Standing Indicators		
Rank	County	State
1	Montgomery	TN
2	Houston	GA
3	Warren	KY
4	Lee	AL
5	Clarke	GA
6	Lowndes	GA
7	Ouachita	LA
8	Houston	AL
9	Forrest	MS
10	Morgan	AL
11	Florence	SC
12	Wayne	NC
13	Nash	NC
14	Rapides	LA
15	Floyd	GA

Job Indicators

Job Indicators

- Private Jobs
- Knowledge Jobs
- Unemployment rate
- Median Income
- Average Weekly Wage

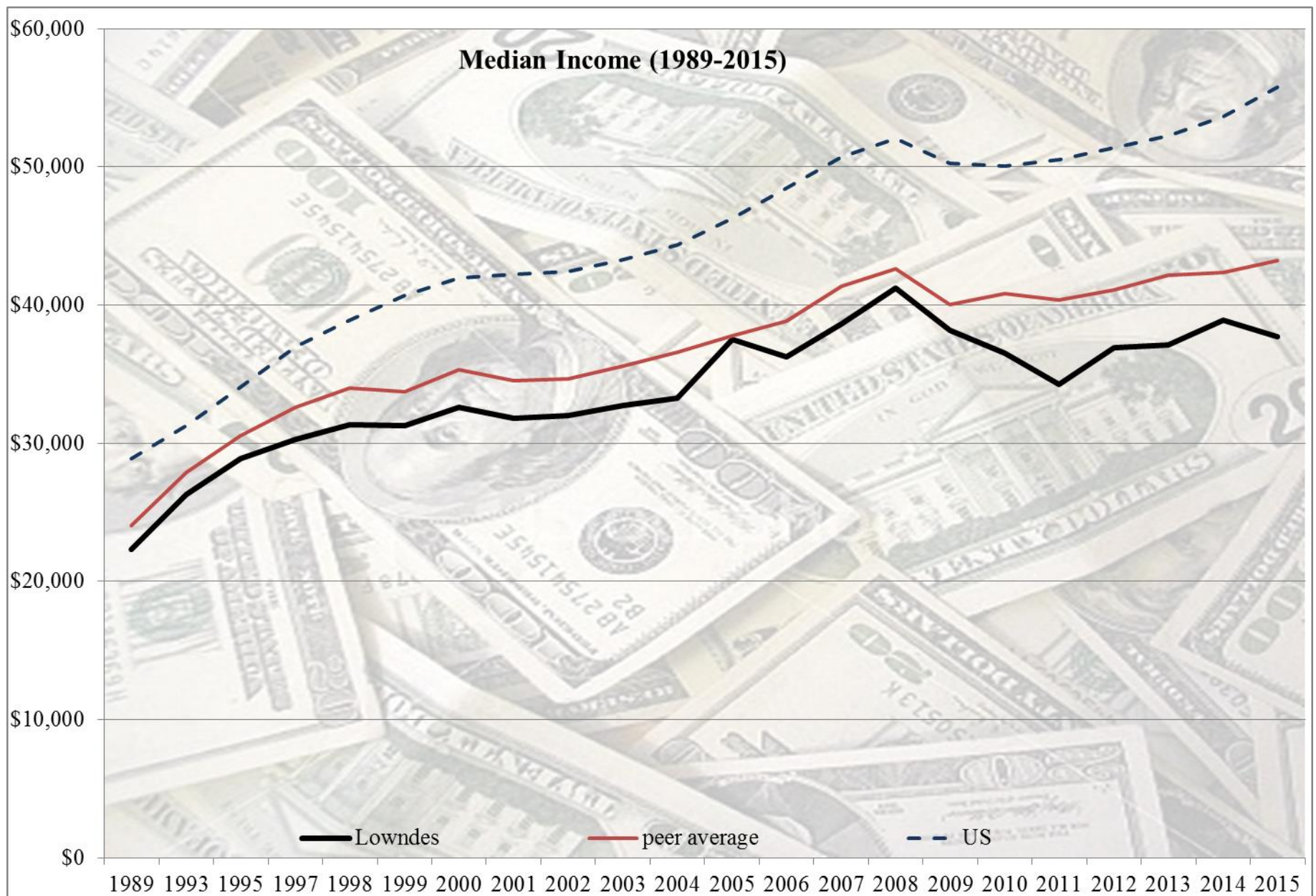
Indicators that reflect the workforce foundations of the communities.



Source: <http://www.bls.gov/cew/>

Lowndes Rank
 2011 report 8th
 2017 report 10th

Rank	County	State	Total private sector employment (2015)
1	Ouachita	LA	60,405
2	Warren	KY	51,943
3	Florence	SC	48,516
4	Clarke	GA	48,213
5	Rapides	LA	46,804
6	Lee	AL	39,977
7	Morgan	AL	39,768
8	Montgomery	TN	39,444
9	Houston	AL	38,250
10	Lowndes	GA	37,817
11	Nash	NC	34,729
12	Wayne	NC	33,408
13	Houston	GA	33,070
14	Floyd	GA	32,725
15	Forrest	MS	27,608
Source: www.bls.gov/cew			



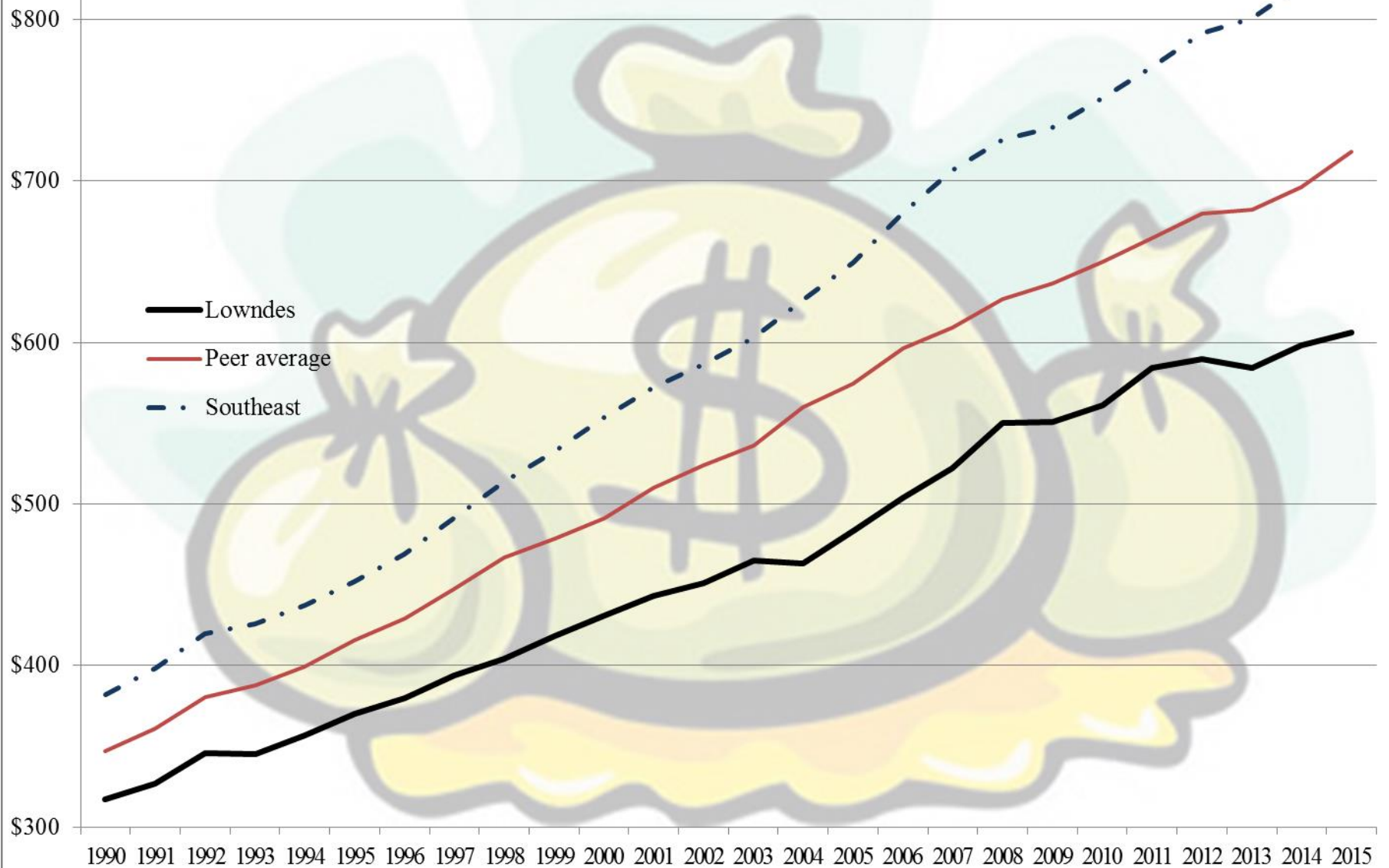
Source: <http://www.census.gov/did/www/saipe/>

Lowndes Rank
 2011 11th \$38,143
 2017 13th \$37,699

Rank	County	State	Median household income (2015)
1	Houston	GA	\$55,860
2	Montgomery	TN	\$49,603
3	Morgan	AL	\$47,234
4	Lee	AL	\$46,442
5	Warren	KY	\$45,964
6	Houston	AL	\$43,568
7	Nash	NC	\$43,450
8	Rapides	LA	\$42,758
9	Florence	SC	\$41,197
10	Wayne	NC	\$41,161
11	Floyd	GA	\$41,130
12	Ouachita	LA	\$38,453
13	Lowndes	GA	\$37,699
14	Forrest	MS	\$35,198
15	Clarke	GA	\$33,302
Source: www.census.gov/hhes/www/saipe			

Average \$42,868

Average private sector weekly wages



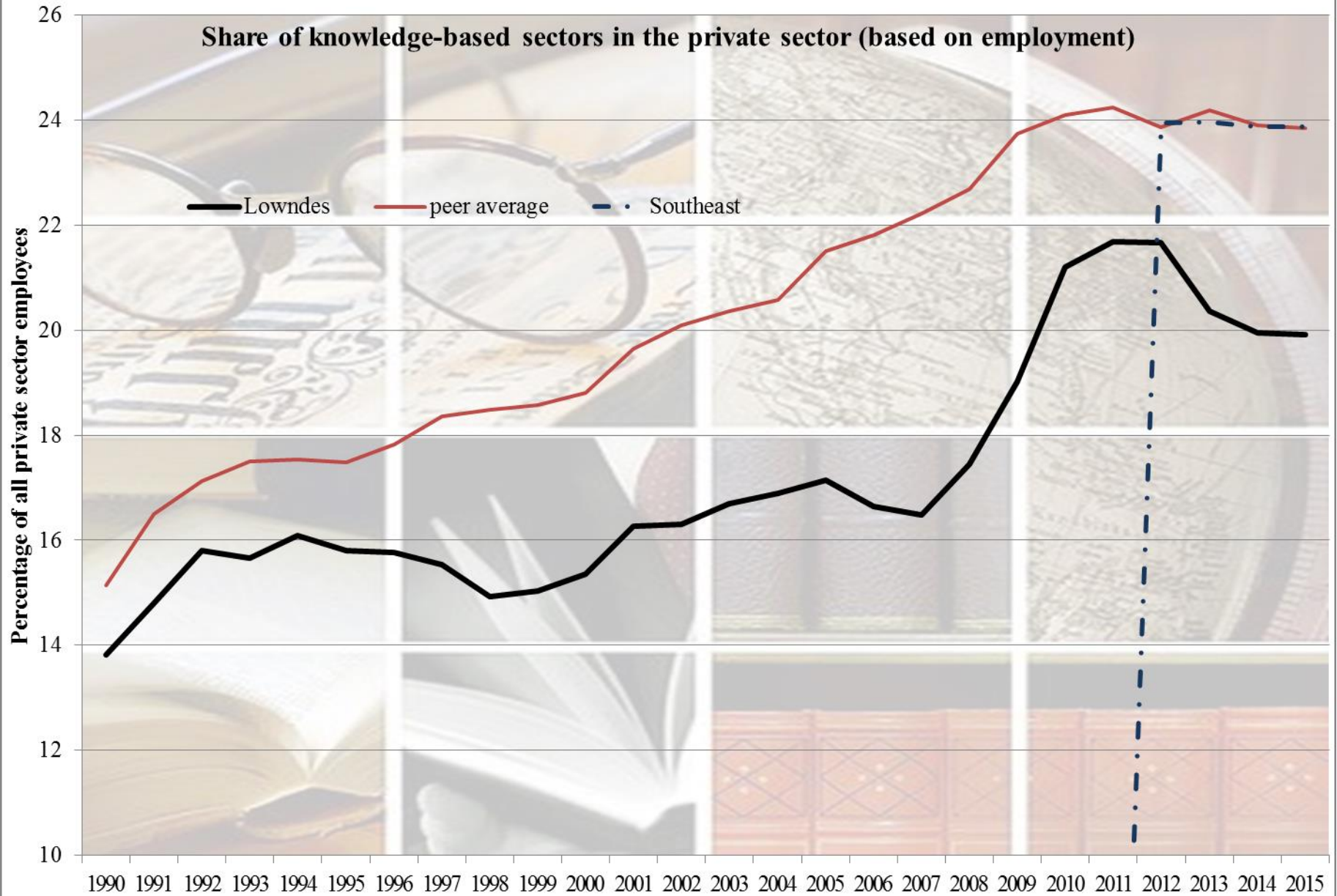
Source: <http://www.bls.gov/cew/>

Lowndes Rank
 2011 15th \$551
 2017 14th \$606

Rank	County	State	Average Weekly Wage (2015)
1	Morgan	AL	\$816
2	Floyd	GA	\$780
3	Warren	KY	\$770
4	Clarke	GA	\$766
5	Houston	AL	\$740
6	Nash	NC	\$733
7	Ouachita	LA	\$730
8	Forrest	MS	\$720
9	Rapides	LA	\$715
10	Florence	SC	\$707
11	Houston	GA	\$667
12	Wayne	NC	\$656
13	Montgomery	TN	\$648
14	Lee	AL	\$606
14	Lowndes	GA	\$606
Source: www.bls.gov/cew			

Average \$711

Share of knowledge-based sectors in the private sector (based on employment)



Source: <http://www.bls.gov/cew/>

Lowndes Rank

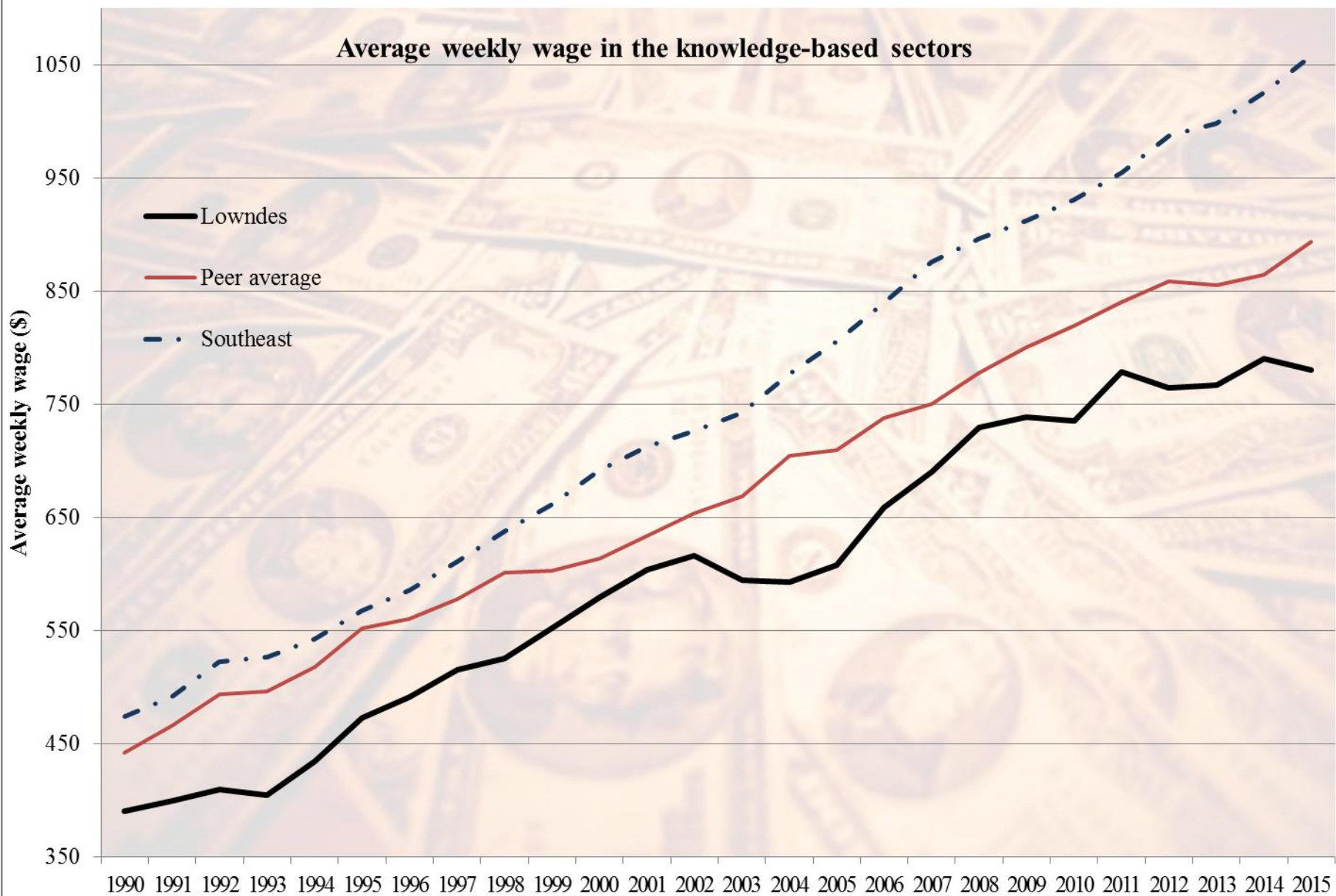
2011 13th 19.0%

2017 13th 19.9%

			Share of knowledge-based jobs (2015)
Rank	County	State	
1	Ouachita	LA	33.2%
2	Rapides	LA	31.3%
3	Florence	SC	26.4%
4	Floyd	GA	26.3%
5	Clarke	GA	25.5%
6	Warren	KY	24.6%
7	Wayne	NC	24.4%
8	Forrest	MS	23.5%
9	Houston	GA	23.4%
10	Houston	AL	23.0%
11	Montgomery	TN	22.2%
12	Nash	NC	20.0%
13	Lowndes	GA	19.9%
14	Morgan	AL	16.0%
15	Lee	AL	13.7%
Source: www.bls.gov/cew			

Average 23.6%

Average weekly wage in the knowledge-based sectors



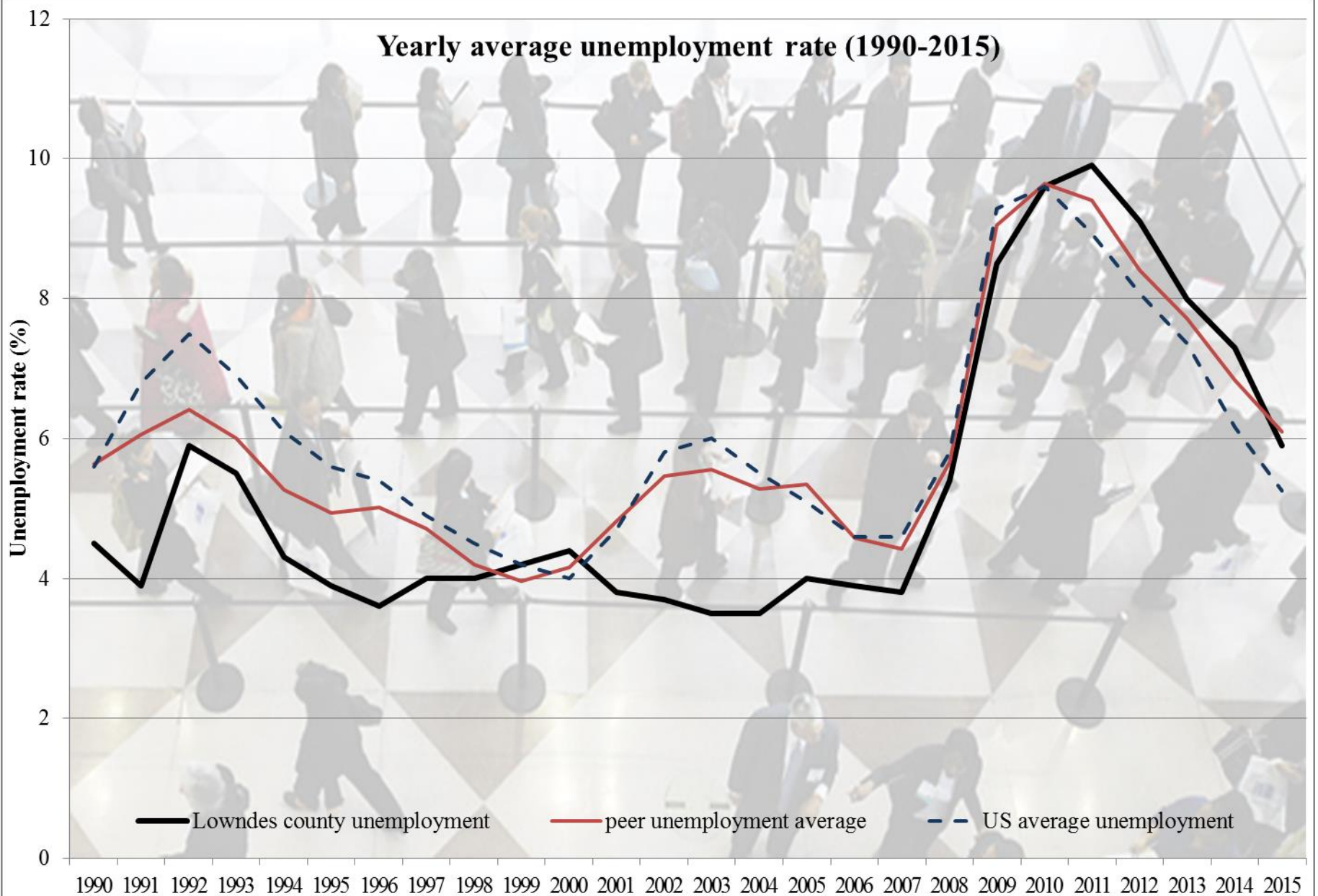
Source: <http://www.bls.gov/cew/>

Lowndes Rank
 2011 11th \$739
 2017 14th \$780

			Knowledge sector average weekly wage (2015)
Rank	County	State	
1	Forrest	MS	\$1,060
2	Houston	AL	\$993
3	Clarke	GA	\$991
4	Warren	KY	\$974
5	Houston	GA	\$937
6	Floyd	GA	\$925
7	Florence	SC	\$914
8	Ouachita	LA	\$872
9	Morgan	AL	\$846
10	Rapides	LA	\$837
11	Montgomery	TN	\$804
12	Lee	AL	\$803
13	Nash	NC	\$785
14	Lowndes	GA	\$780
15	Wayne	NC	\$768
Source: www.bls.gov/cew			

Average \$886

Yearly average unemployment rate (1990-2015)



Source: www.bls.gov

Lowndes Rank
2011 6th 8.1%
2015 6th 5.9%

			Unemployment
Rank	County	State	rate (2015)
1	Warren	KY	4.6%
2	Lee	AL	5.1%
3	Morgan	AL	5.8%
4	Houston	GA	5.8%
5	Clarke	GA	5.9%
6	Lowndes	GA	5.9%
7	Montgomery	TN	6.0%
8	Wayne	NC	6.1%
9	Houston	AL	6.2%
10	Rapides	LA	6.4%
11	Forrest	MS	6.4%
12	Floyd	GA	6.6%
13	Ouachita	LA	6.6%
14	Florence	SC	6.6%
15	Nash	NC	7.3%

Average 6.1%

Rank

15th down from
13th 2011 report

Job Standing Indicators		
Rank	County	State
1	Warren	KY
2	Clarke	GA
3	Morgan	AL
4	Houston	AL
5	Ouachita	LA
6	Houston	GA
7	Rapides	LA
8	Florence	SC
9	Floyd	GA
10	Montgomery	TN
11	Lee	AL
12	Forrest	MS
13	Nash	NC
13	Wayne	NC
15	Lowndes	GA

2017 Overall Ranking		
1	Warren	KY
2	Clarke	GA
3	Houston	GA
4	Montgomery	TN
5	Houston	AL
5	Ouachita	LA
7	Morgan	AL
8	Lee	AL
9	Florence	SC
10	Lowndes	GA
10	Forrest	MS
10	Rapides	LA
13	Floyd	GA
14	Wayne	NC
15	Nash	NC

2011 Overall Ranking		
1	Houston	GA
2	Warren	KY
3	Clarke	GA
4	Rapides	LA
5	Montgomery	TN
6	Ouachita	LA
7	Houston	AL
8	Florence	SC
9	Forrest	MS
10	Lee	AL
11	Lowndes	GA
12	Morgan	AL
13	Floyd	GA
14	Nash	NC
15	Wayne	NC

After declining from 11th 2011 report to 14th 2015 report,
Lowndes rebounded to **10th** 2017 report

Lowndes County by the Numbers

2017 Report

VALDOSTA - LOWNDES COUNTY
CHAMBER OF COMMERCE

Leading Businesses.
Leading Communities.™



VALDOSTA STATE UNIVERSITY
CENTER *for* BUSINESS
& ECONOMIC RESEARCH